

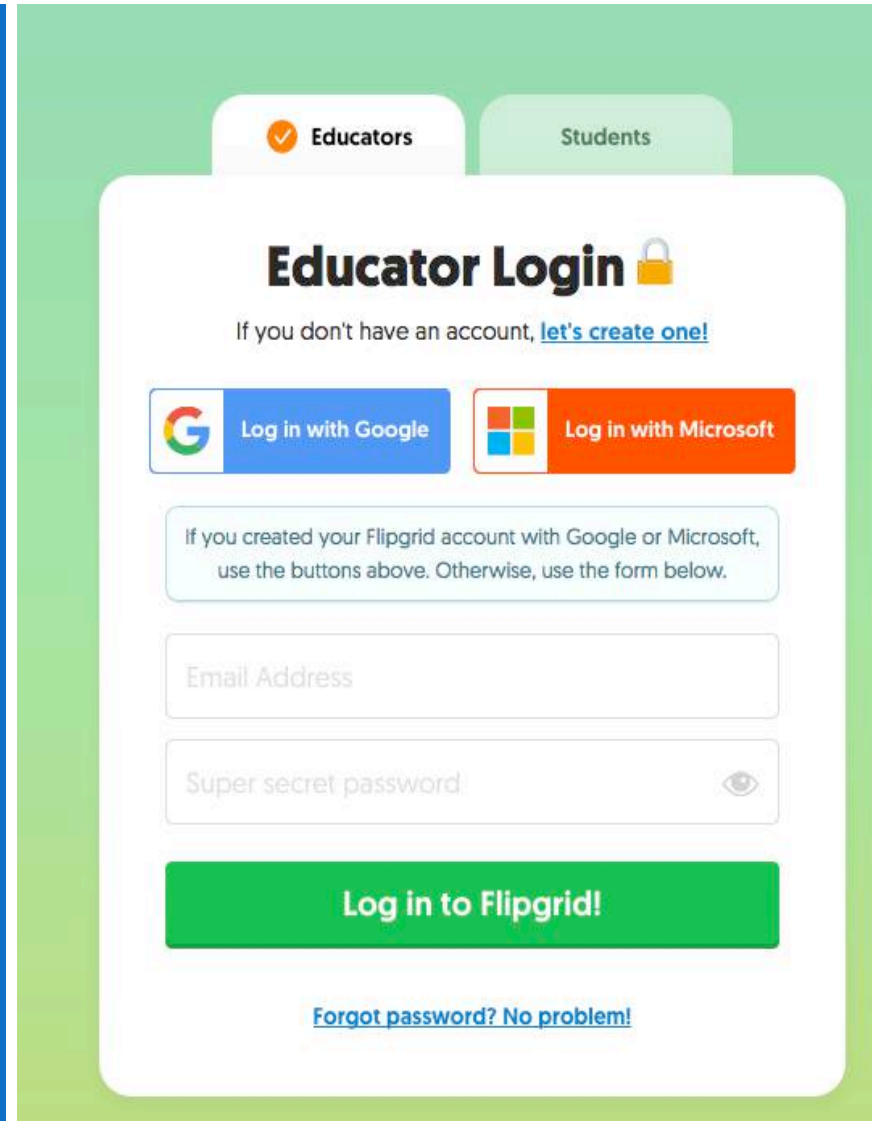
FLIPGRID

hear every
student's voice in
your classroom

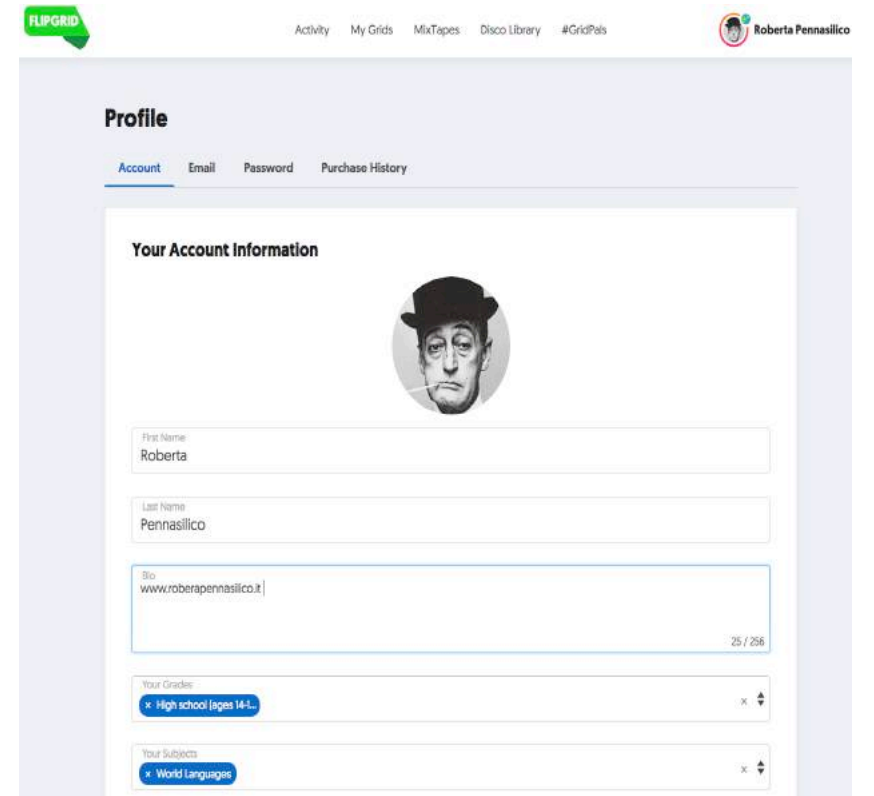
Roberta Pennasilico

go to
flipgrid.com

login with your
student Google
account



The image shows the 'Educator Login' form on the Flipgrid website. At the top, there are two tabs: 'Educators' (selected) and 'Students'. The main heading is 'Educator Login' with a lock icon. Below it, a message says 'If you don't have an account, [let's create one!](#)'. There are two social login buttons: 'Log in with Google' and 'Log in with Microsoft'. A text box explains: 'If you created your Flipgrid account with Google or Microsoft, use the buttons above. Otherwise, use the form below.' The form includes an 'Email Address' field and a 'Super secret password' field with an eye icon to toggle visibility. A large green button at the bottom says 'Log in to Flipgrid!'. Below the button is a link: '[Forgot password? No problem!](#)'.




The image shows the 'Profile' page of a Flipgrid user. The user's name is 'Roberta Pennasilico'. The page has a navigation bar with 'Activity', 'My Grids', 'MixTapes', 'Disco Library', and '#GridPals'. The profile section includes a profile picture of a man in a top hat. Below the picture are fields for 'First Name' (Roberta), 'Last Name' (Pennasilico), and 'Bio' (www.roberapennasilico.it). There are also dropdown menus for 'Your Grades' (High school (ages 14+)) and 'Your Subjects' (World Languages).

Create your profile


In the free version, you have one grid. You may add as many activities as you like on the grid.


The advanced version costs \$ 65.00 per year. This allows you to create several grids (one grid for class period/class subjects)

FLIPGRID Activity **My Grids** MixTapes Disco Library #GridPals 







MY GRIDS

A Grid is your classroom or community of learners. Grids have Topics and Topics have Responses.

 **16 hours and 13 minutes**
of total engagement time across your Grids!

Engagement Fact
That's how long it takes to fly from New York City to Hong Kong! 

3 Grids [+ New Grid](#) [Export Data](#)

Grid Name	Flip Code	Last Response	Engagement	Grid Activity
 Italiano IV 8 topics 20 videos		May 3, 2018	3 hrs	Active Share Actions 
 Italiano II 7 topics 79 videos		May 30, 2018	6 hrs	Active Share Actions 
 Italiano III 8 topics 63 videos		May 8, 2018	7 hrs	Active Share Actions 

The grid gets to include as many activities that you upload

Click on “+ New Topic” and create your new activity.

Add a topic title, select the desired student speaking time. (for free version, the 1:30 is max)

The screenshot shows the 'My Grids' interface for a grid named 'Italiano III'. At the top, there are navigation links for 'Activity', 'My Grids', 'MixTapes', 'Disco Library', and '#GridPals'. The user's name 'Roberta Pennasilico' is visible. Below the grid name, there is a 'GRID DETAILS' section with a cover image and a 'Flip Code'. A banner for 'Add CoPilots to your Grid' is present with 'Active', 'Share Grid', and 'Grid Actions' buttons. The main section displays '8 Topics' with a '+ New Topic' button and an 'Export Data' search bar. A table lists the topics with columns for Pin, Topic Name, Flip Code, Display Date, Engagement, and Activity.

Pin	Topic Name	Flip Code	Display Date	Engagement	Activity
	Ideas 0 videos 0 views			-	Inactive
	a picture from my childhood 9 videos 10 views		Apr 27, 2018	37 min	Active
	III: Intervista sull'infanzia 11 videos 16 views		Apr 11, 2018	2 hrs	Active
	Perche' non sei venuto alla fe... 8 videos 25 views		Mar 26, 2018	23 min	Active
	III Cultural comparison: le va... 0 videos 0 views		Mar 18, 2018	-	Active
	III: che è successo? 11 videos 12 views		Mar 18, 2018	47 min	Active
	It III: Describing past events. 0 videos 0 views		Mar 12, 2018	-	Active



Activity **My Grids**

< Back

Create a New Topic

Topics are where your learners share their videos with the community. You can create and share topics with your students or share them with educators from around the world!

Section 1 of 7

Topic Details

Topic Title **Required**

Add a title for your Topic to provide context.

35 characters max

Video Response Time

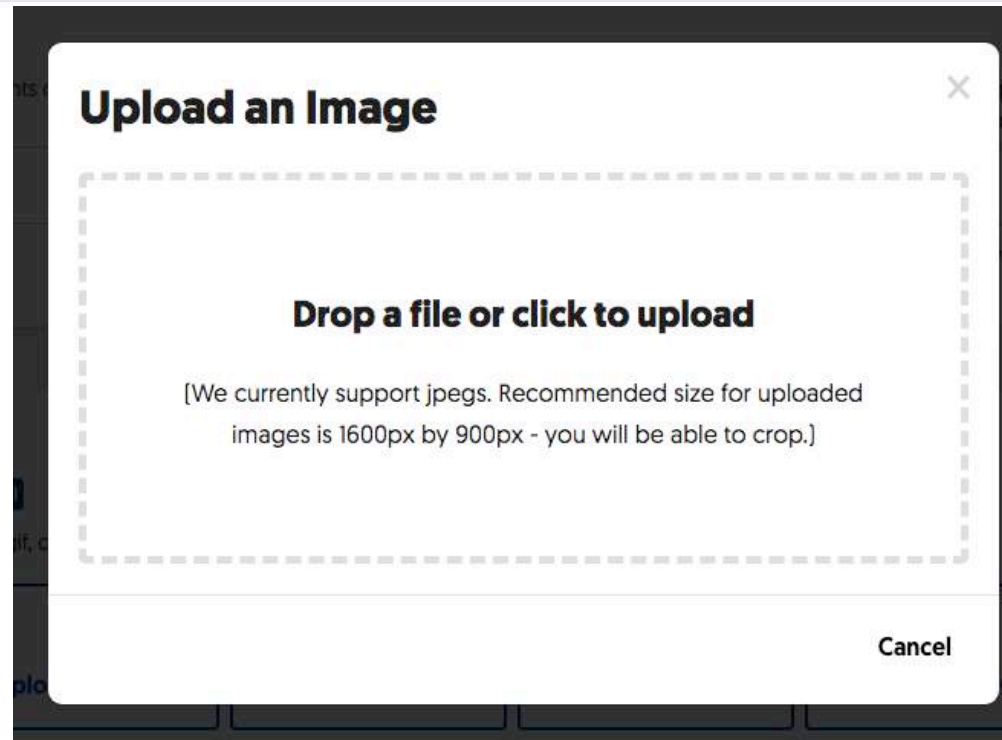
Adjust the maximum recording time allowed in this Topic.

You may add a video, an image or an Emoji to your topic.

Section 4 of 7

Topic Resource Optional

Add a Topic resource [video, image, gif, or emoji] to engage your students.



In the “Title” field, you may add the instructions for your students.

When you’re done, you will receive a message and a code to access the activity. You may then send the code via email or show it to the students

Section 4 of 7

Topic Resource Optional

Add a Topic resource [video, image, gif, or emoji] to engage your students.



Your resource is ready.

Delete Resource

Section 5 of 7

Topic Attachments Optional

Attach up to 9 external links [OneNote, Google Docs, Dropbox, YouTube, etc.] to this Topic.

Feature Link

Link must be a valid URL

Attachment Title

Title can be up to 30 characters

Cancel

Create Topic

Success! Your Topic is ready for Responses.

All you have to do now is share the Grid with your students.

Your Flip Code is _____ and here is a direct link to the Grid:

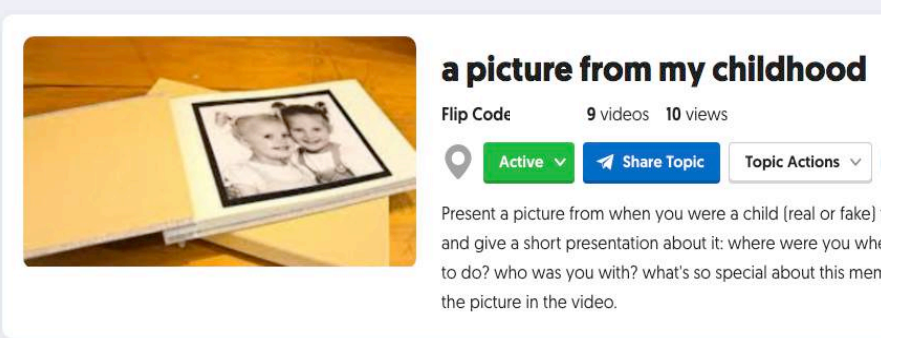
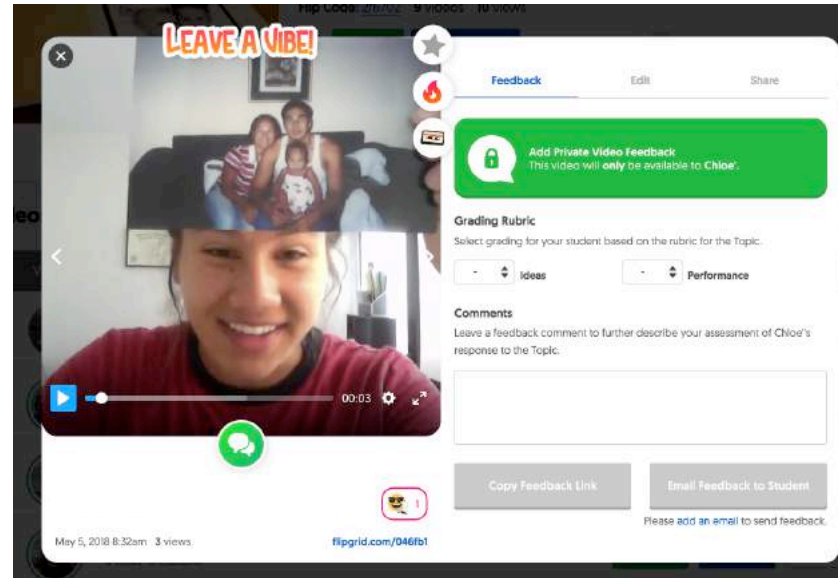
<https://flipgrid.com/>

Also, here is a direct link to this new Topic:

<https://flipgrid.com/>

When students receive the code, they enter it on flipgrid.com when prompted.

Students video record their short presentation and upload it. As students upload their videos, the grid gets populated and you may watch them and grade them.



9 Videos

★	Viewed	Name - Last First	Flip Code	Date ↓	Feedback	Active
☆				May 8, 2018	-	Act
☆				May 8, 2018	-	Act
☆				May 8, 2018	-	Act
☆				May 8, 2018	-	Act
☆				May 5, 2018	-	Act
☆				May 1, 2018	-	Act

Students may watch their classmates' videos and comment on them. They may also reply with another video. You may moderate the comments.

The screenshot shows the FlipGrid interface. At the top, there are navigation tabs: Activity, My Grids (selected), MixTapes, Disco Library, and #GridPals. Below this, the breadcrumb trail reads: My Grids < Italiano IV < IV: Il mio lavoro ideale. The main heading is 'TOPIC DETAILS' in purple. Below that is a group photo of diverse professionals. The topic title is 'IV: Il mio lavoro ideale' with '11 videos' and '70 views'. There are buttons for 'Active', 'Share Topic', and 'Topic Actions'. A list of questions in Italian is provided for students to answer in their videos. Below the topic details, there is a section for '11 Videos' with an 'Export Data' link. A table lists the videos with columns for 'Viewed', 'Name - Last First', 'Flip Code', 'Date', 'Feedback', and 'Activity'.

★	Viewed	Name - Last First	Flip Code	Date ↓	Feedback	Activity
☆				Mar 22, 2018	-	Active
				Mar 26, 2018		Active
				Mar 26, 2018		Active
☆				Mar 16, 2018	-	Active
				Mar 26, 2018		Active

The screenshot shows a video player with a 'LEAVE A VIBE!' sticker. A feedback overlay is visible on the right side of the video. The overlay includes a 'Feedback' tab, an 'Add Private Video Feedback' button, a 'Grading Rubric' section with 'Ideas' and 'Performance' sliders, and a 'Comments' section. There are also buttons for 'Copy Feedback Link' and 'Email Feedback to Student'.

Students have fun, talk about what they learn, practice with organizational and presentational skills. It is a very effective assessment tool, to use in the last section of the 20-60-20 teaching practice.

Some of the activities that I uploaded for Level II

Feel free to use them.



Italiano II - Le feste italiane Attività su Flipgrid

Con il tuo partner, fai una piccola conversazione.
Rispondi a turno alle seguenti domande:

A: Quali sono almeno 3 feste italiane importanti?

B: List 3 important Italian holidays, indicating the dates. **Ora dici tu 3 feste italiane.**

A: List 3 more important Italian holidays, including the dates.

B: Qual è la tua festa preferita e perché?

A: Answer and specify the reason (what do you like about it?) **E tu? Qual è la tua festa preferita?**

B: Answer and specify the reason (what do you like about it?)

A: Che cosa fanno gli italiani a (name a holiday)?

B: Say what Italians do on this holiday.

B: A cosa pensi se dico (name a holiday)?

A: say as many words that you can think of.



II: Vuoi uscire stasera?

Flip Code: videos 8 views



Add Topic Guests

dal textbook Nuovo Contatto A1, pag. 69. With your partner, act out a short dialogue in which you invite some friends to go out (it's Saturday, and you would like to go dancing). The first friend you call is not available, but the second friend you call can. Use the expressions we learned in class about inviting someone out-accepting-declining an invitation and make an appointment on where and when to meet. You have 2 min 30 sec to act it out.

Le feste italiane

Flip Code: videos 0 views



Add Topic Guests

Fai una conversazione con un compagno di classe, seguendo le istruzioni nell'immagine.

Italiano II: Mi presento!

Flip Code: | 20 videos 30 views



Add Topic Guests

Give a short presentation of yourself. Include info such as: name, age, nationality, family, school, favorite subject, favorite music, hobbies, sports, daily/weekly routines....

Some of the activities that I uploaded for Level II

Feel free to use them.



Il mio quartiere

Flip Code: 12 videos 28 views



Add Topic Guests

Describe your neighborhood. Che cosa c'e' nel tuo quartiere? List some of the facilities in your neighborhood, describe where they are and where you usually go to these places and why.



It. : meeting a new friend

Flip Code: 28 videos 39 views



Add Topic Guests

A: Ask your new friend about her/his name, age, nationality, family, favorite hobbies and classes, school where s/he lives and whether s/he likes it.

B: Respond and ask back.

A & B: tell each other that it was a pleasure



Ordina la tua colazione!

Flip Code: videos 26 views



Add Topic Guests

Come up with a short conversation in which you order your breakfast at a coffee bar. Your dialogue should include the following:

Waiter: greet the customer and ask what s/he'd like;

Customer: tell the waiter what you're having;

W: ask whether s/he wants any beverage;

C: respond

C: ask for the check;

W: tell how much it is

C: give the waiter a 20E bill

W: give change back (count coins out loud)

Some of the activities that I uploaded for Level III

Feel free to use them.



a picture from my childhood

Flip Code: 1 videos 12 views



Add Topic Guests

Present a picture from when you were a child (real or fake) that represents a sweet, special memory and give a short presentation about it: where were you when the picture was taken? what did you use to do? who was you with? what's so special about this memory? has it changed since then? etc. show the picture in the video.

È lunedì mattina e per Paolo è arrivata l'ora della verità! Osservate le vignette e, con l'aiuto delle parole date, cercate di raccontare che cosa dice a Giulia.



Perche' non sei venuto alla festa?

Flip Code: videos 25 views



Add Topic Guests

(based on Nuovo Progetto Junior 1, ch 4). Giulia e Paolo si incontrano il giorno dopo la festa di Giulia. Giulia chiede a Paolo delle spiegazioni sul perche' non e' andato alla festa. Lei e' un po' arrabbiata; lui cerca di spiegarle cosa e' successo il giorno prima...



It III: Describing past events.

Flip Code: :



Add Topic Guests

Dialogue: with your partner, talk about what you both did last weekend. Start with "what did you do last weekend?" and describe the activities that you did. Also, ask your friend what s/he did. Some activities you may use: guardare la TV, leggere, ascoltare la musica, andare a fare spese, andare al ristorante, giocare ai videogiochi, fare una partita di calcio, incontrare gli amici, chattare con un amico, fare i compiti, fare una ricerca, andare al parco, andare in bicicletta.

Some of the activities that I uploaded for Level III

Feel free to use them.



Il mio tempo libero

Flip Code 21 videos 117 views



Add Topic Guests

Che cosa fai nel tuo tempo libero? Parla di come usi il tuo tempo libero, le attività che ti piace fare, dove, con chi e perché...



III: L'ultima volta che...?

Flip Code: 24 videos 75 views



Add Topic Guests

Italian III: choose one of the questions below and answer in a detailed way.

Quand'è stata l'ultima volta che:

- hai fatto un viaggio con la famiglia?
- hai mangiato in un nuovo ristorante?
- hai guardato un film che ti è piaciuto?
- hai imparato una nuova cosa interessante?
- hai visitato una città d'arte?

Start your presentation with: "L'ultima volta che....."



CC: the school systems

Flip Code: 23 videos 21 views



Add Topic Guests

Please describe in a few sentences the main differences between the American and the Italian school systems.



Un weekend in montagna

Flip Code: views



Add Topic Guests

Invita il tuo amico a passare un weekend in montagna. Non c'è internet, quindi dovete pensare a diverse attività e passatempi. Act out the skit.

Some of the activities that I uploaded for Level IV

Feel free to use them.



Intervista un personaggio famoso

Flip Code:



Intervista un personaggio famoso, del presente o del passato. Chiedi informazioni sulla sua attività/professione/carriera e qualche dettaglio sulla sua vita.



Una notte insonne

Flip Code: 1 videos 39 views



Racconta una notte in cui non sei riuscito a dormire e perché. Che è successo? (Puoi anche inventare una storia)




Un sonetto per la mia personalità

Flip Code:



Se dovessi descrivere la tua personalità in un sonetto (possibilmente in rima), quale sarebbe? Usa qualche minuto per scriverlo e poi recitalo in videocamera. Poi, spiegalo brevemente: perché hai scelto le immagini che hai usato? In che modo si riferiscono al tuo carattere?

Preparati per il compito. È utile avere un'idea di un compito, preparare una risposta o una serie di argomenti alle domande che seguono. Per esempio, nel rispondere alla prima domanda, assicurati di specificare il titolo della canzone, descrivere il motivo per cui ti ricorda il passato citando un episodio specifico, l'atmosfera, il contesto, ecc. Se non ti ricordi o non hai preferenze, inventa una risposta plausibile!

- 
1. Quale canzone o tipo di musica ti fa venire nostalgia del passato?
 2. Quale film ti fa piangere?
 3. Quale libro e' stato fondamentale per te?
 4. Quale programma televisivo ti fa ridere?
 5. Quale notizia hai sentito alla televisione che ti ha fatto orrore?
 6. Quale episodio ti ha fatto battere forte il cuore?
 7. Quale episodio ti ha fatto piangere?
 8. Quale problema del mondo ti da' molta tristezza?
 9. Quale aspetto della vita e' piu' importante di tutti?
 10. Quale caratteristica deve avere un vero amico?

Speaking/Listening: Condividiamo le risposte in classe. Se i tuoi compagni hanno delle domande, preparati a rispondere.

Parliamo di sentimenti

Flip Code:



Scegli due delle domande nella lista del compito "Parliamo di sentimenti" e rispondi fornendo quanti più dettagli puoi.

Some of the activities that I uploaded for Level IV

Feel free to use them.



IV: Il mio lavoro ideale

Flip Code: !

Active Share Topic Topic Actions Add Topic Guests

Descrivi il tuo lavoro ideale. Ti puo' aiutare considerare i seguenti punti:

- che lavoro e'? come ti e' venuto in mente?
- conosci qualcuno che stimi che fa questo lavoro?
- cosa devi studiare per fare bene questo lavoro?
- c'e' un posto, una citta' particolare in cui ti piacerebbe farlo?
- hai un orario preferito? quanto sarebbe onesto guadagnare?
- c'e' qualcuno che beneficerebbe del tuo lavoro?



Cultural comparison: good manners

Flip Code:

Active Share Topic Topic Actions Add Topic Guests

Preparing for AP: cultural comparison. Prepare a brief presentation on : qual e' la differenza tra l'idea di "buone maniere" tra la realta' italiana e quella della tua comunita'? Che cosa intendono gli italiani per "buona educazione"?



Un viaggio nel tempo

Flip Code:

Active Share Topic Topic Actions Add Topic Guests

based on "Un viaggio nel tempo" activity. Il Medioevo, il Rinascimento, gli anni '60, '80? Scegli un'epoca storica in cui ti piacerebbe vivere. Descrivi brevemente quali sono le caratteristiche del tempo (idee: usi, cultura, economia, situazione politica, personaggi famosi, scoperte....) e poi spiega perche' ti piacerebbe vivere nell'epoca che hai scelto. Hai 2 minuti per la tua esposizione.



IV: una favola

Flip Code 4 videos 3 views

Active Share Topic Topic Actions Add Topic Guests


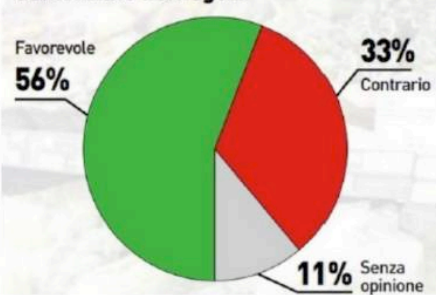
Racconta la tua favola preferita, e assicurati di includere la morale della storia: secondo te, che cosa intende insegnare?

Some of the activities that I uploaded for AP Italian

Feel free to use them.



Favorevoli e contrari all'apertura domenicale dei negozi



i nonni

Flip Code:



Add Topic Guests

Per la festa dei nonni, abbiamo parlato di quanto siano importanti le lezioni e la funzione dei nonni e degli anziani in generale nella nostra società. Tu cosa pensi? quanto e perché è importante il ruolo degli anziani nelle nostre vite?



S.O.S. ambiente

Flip Code:



Add Topic Guests

Cosa pensi delle politiche sull'ambiente? Che cosa potrebbero fare i politici e i cittadini per aiutare l'ambiente? Qual è la differenza tra l'atteggiamento verso l'ambiente in Italia e nel tuo Paese?

Falsi stereotipi

Flip Code:



Add Topic Guests

Illustra quelli che secondo te sono dei veri e dei falsi stereotipi sulla cultura italiana. Secondo la tua esperienza, quali sono le idee fondate e quelle infondate sugli italiani nel mondo?

Negozi chiusi?

Flip Code:



Add Topic Guests

La proposta del governo di fare una turnazione sugli orari dei negozi e chiuderne molti di domenica sta facendo molto discutere: tu cosa ne pensi? È giusto o no tenere i negozi chiusi la domenica? quali sono le diverse posizioni?

Thank you.

The logo for FLIPGRID is a bright green arrow pointing to the right. The arrow has a rounded left end and a pointed right end. The word "FLIPGRID" is written in white, bold, uppercase letters across the center of the arrow. Below the main arrow, there is a smaller, darker green arrow pointing to the right, partially overlapping the bottom edge of the main arrow.

FLIPGRID